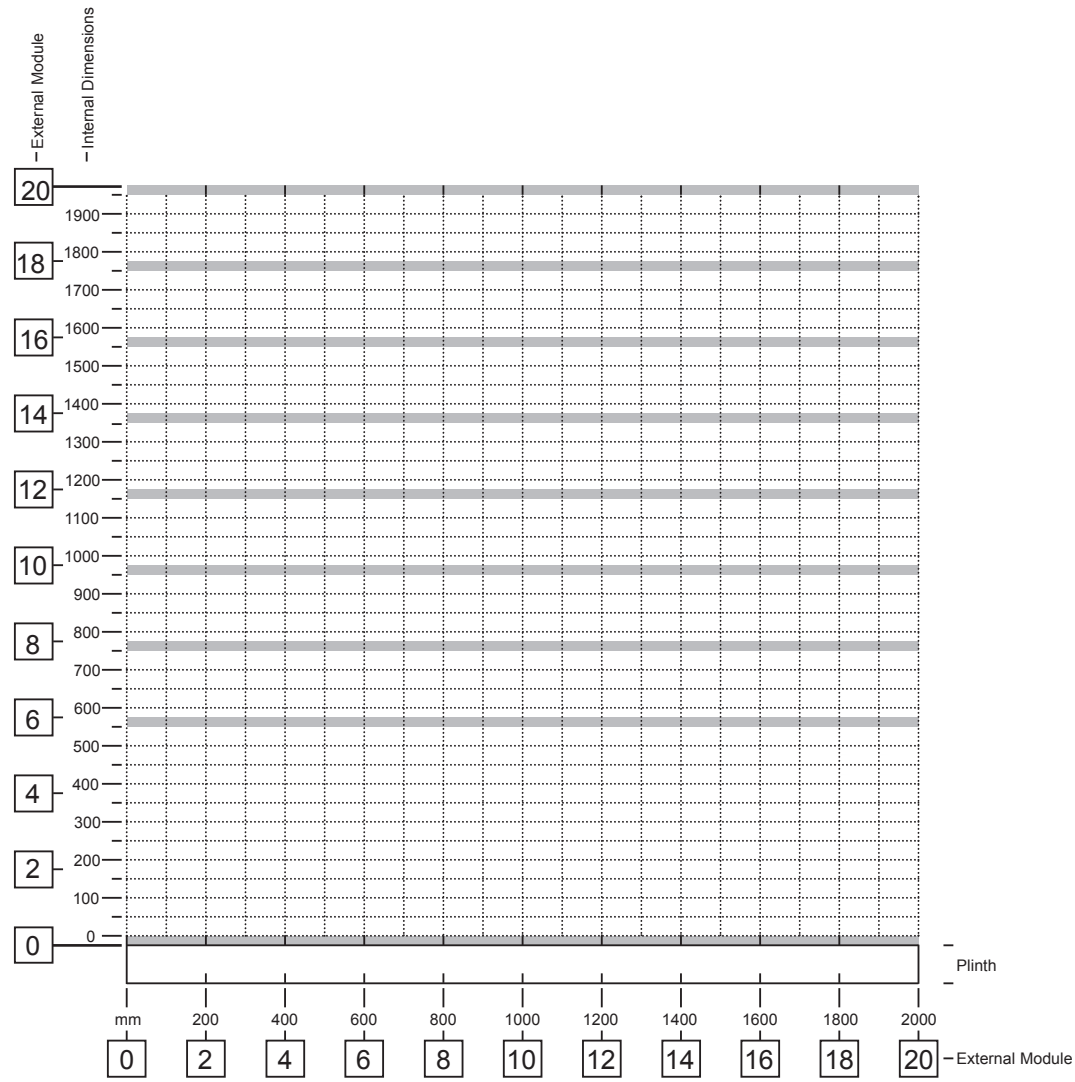
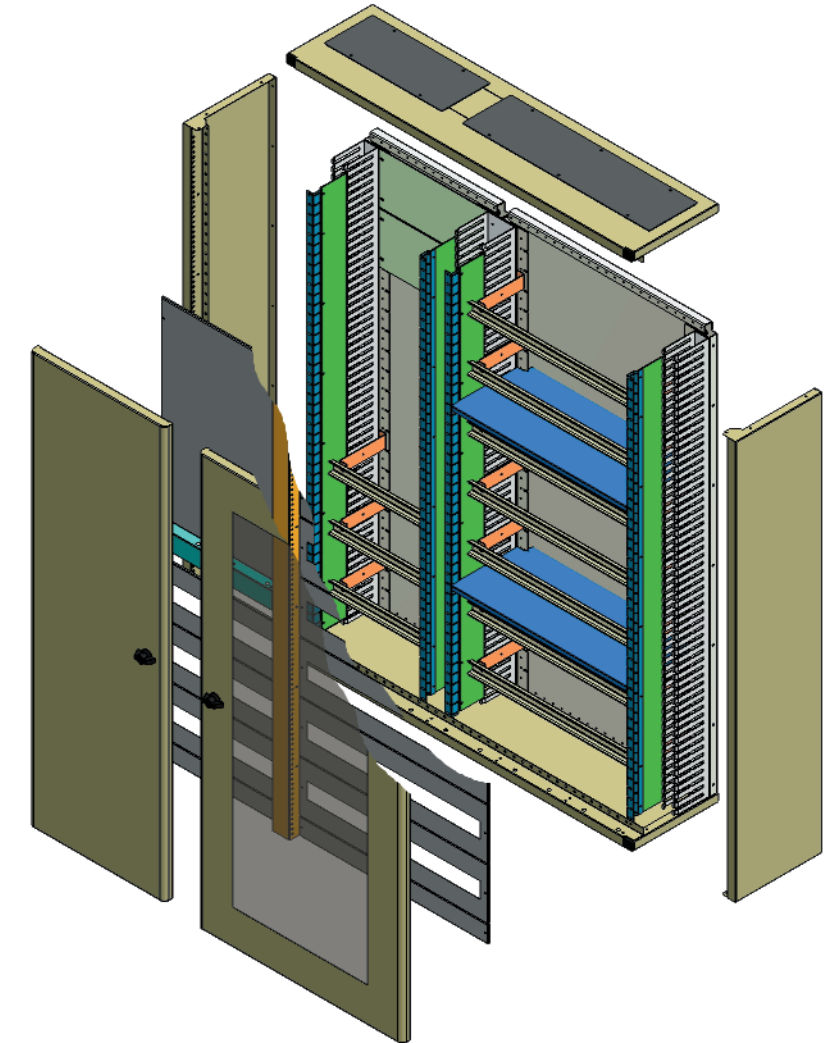


# Alpha Enclosure System



Height (excluding plinth 100mm)	600mm up to 2000mm	
Width (single enclosure)	400mm up to 2000mm	
Usable width per section	200mm	115mm
	400mm	315mm
	600mm	515mm
Depth	250mm (280mm with door)	
Material	Backplate	2.0mm aluzinc
	Door	1.5mm painted steel
	Side & Top	1.0mm painted steel
Paint	60 to 80 micron 100% Polyester	
Colour	RAL 7032	
IP Rating	IP 30 to IP 44	

© 2004 Logstrup. Patent pending. E & OE.



## Alpha Enclosure System

The Alpha Enclosure System has been developed for low power applications such as distribution, sub-distribution and control panels. The system is completely modular and offers unlimited design configurations. Single unit construction from 400mm x 600mm up to 2000mm x 2000mm is possible, so there is no need to join boxes together. Alpha provides a rigid heavy duty design with a modern style. Multiple door configurations are standard.

© 2004 Logstrup. Patent pending. E & OE. - Alpha 13/04/2006

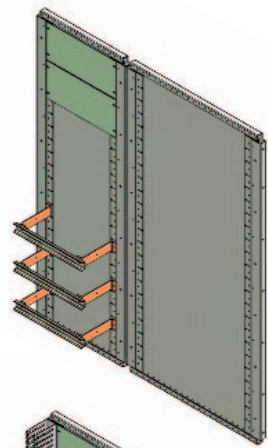
**A/S Logstrup Steel**  
 T: +45 49 12 75 00  
 F: +45 49 12 75 01  
 E: info@logstrup.dk  
 W: www.logstrup.com

**Lögstrup Sweden AB**  
 T: +46 40 36 32 00  
 F: +46 40 36 32 21  
 E: info@logstrup.se  
 W: www.logstrup.com

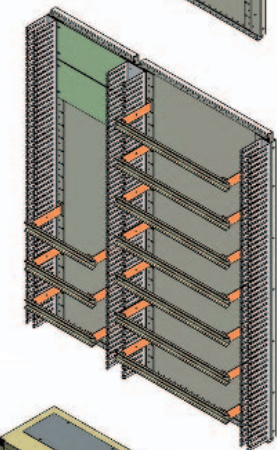
**Logstrup (Ireland) Ltd.**  
 T: +353 93 70900  
 F: +353 93 70901  
 E: info@logstrup.ie  
 W: www.logstrup.com

**Logstrup (U.K.) Ltd.**  
 T: +44 161 788 9811  
 F: +44 161 789 0063  
 E: info@logstrup.co.uk  
 W: www.logstrup.com

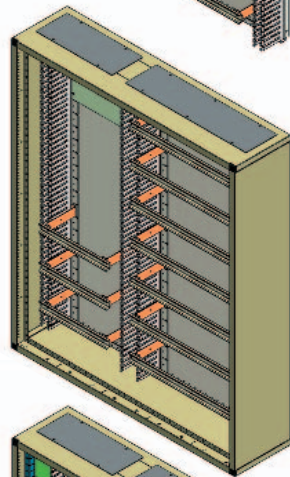
## Alpha Enclosure System



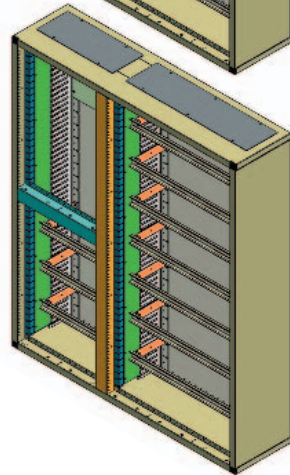
Backplates can be joined together in various combinations of 400mm and 600mm widths and 600mm, 800mm, 1000mm, 1200mm, 1400mm, 1600mm, 1800mm, 2000mm heights. Mounting plates and DIN rails are then fitted.



Cable trunking is riveted between sections to facilitate wiring. Electrical equipment is then added and the panel can be fully wired at this stage allowing ease of access to all components and terminals.

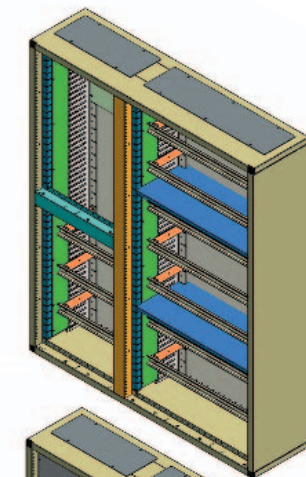


Top and bottom panels are fitted along with various gland plates. Side panels are then riveted on to form a rigid construction.

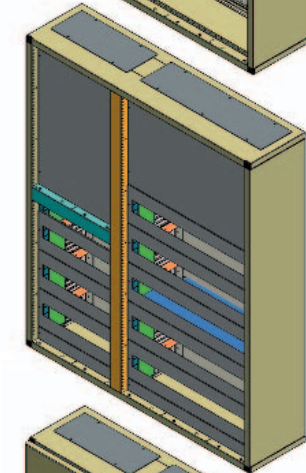


Enclosures can be sub-divided vertically and horizontally with rails to allow for multiple door configurations. Cable sections can be added to the side or top with individual doors if necessary.

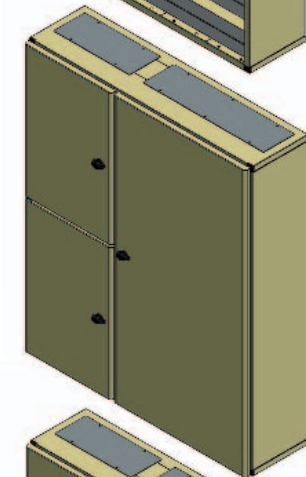
## Alpha Enclosure System



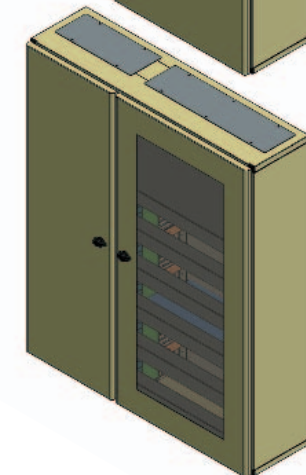
Vertical partitions can be fitted behind each rail. Horizontal dividers are used to create compartments between groups of circuits.



Blank covers are fitted in front of equipment. These covers may also be hinged to allow for mechanical interlocking. DIN cover plates are fitted giving 17 or 28 modules per row for 400mm and 600mm wide sections respectively.



Single full height doors or multiple combinations of various heights can be fitted as standard. A range of widths 200mm, 400mm, 600mm, and heights 600mm, 800mm, 1000mm, 1200mm, 1400mm, 1600mm, 1800mm, 2000mm are available.



Doors are made from 1.5mm steel to ensure rigidity and can be fitted with various type of single and 3-point locking devices. Glazed doors are supplied as an option and a busbar system may also be fitted behind the equipment or in a separate busbar section.